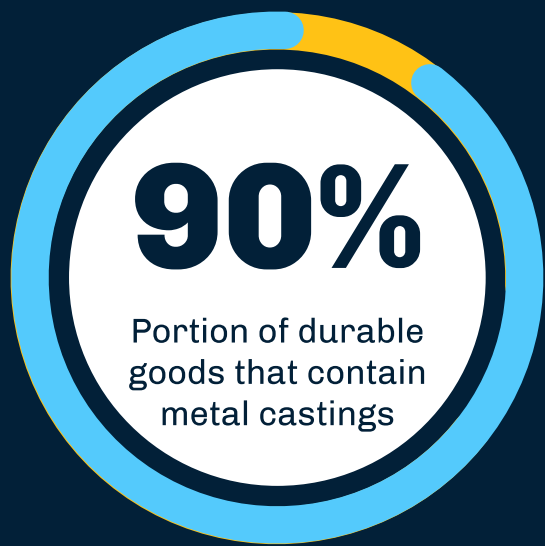
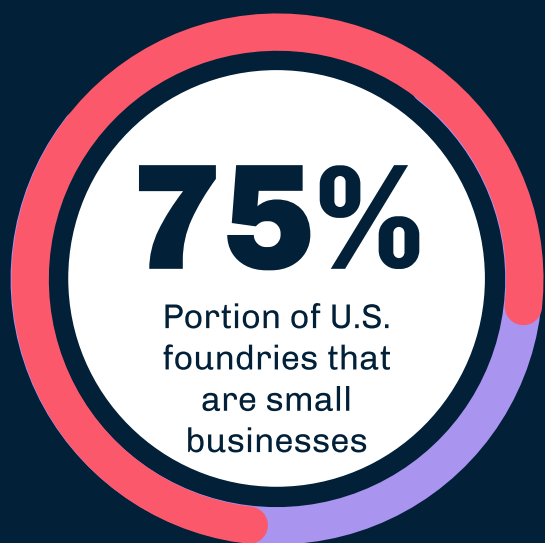
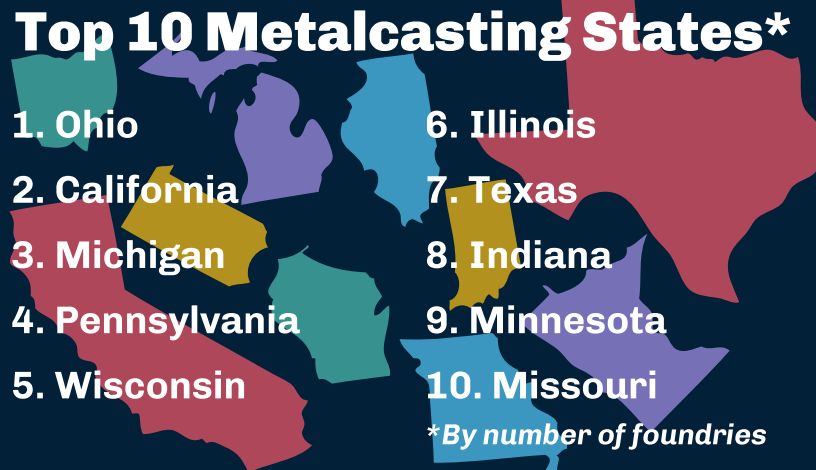


# MANUFACTURING DAY METALCASTING FACTS



**490,000**  
Jobs supported by the U.S. metalcasting industry



**1,750**  
Number of foundries in the U.S

Biggest users of metal castings



**Auto Manufacturers**



**Seven**  
Number of metalcasters who signed the U.S. Declaration of Independence




**Aluminum Iron Copper**  
Three most common metals poured in U.S. foundries

**320 Tons**  
Weight of the world's largest metal casting




**1896**  
Year the American Foundry Society was founded


**\$110.5 Billion**  
Economic output supported by the U.S. metalcasting industry



**Green Sand Casting**  
Most common casting process in the U.S.



**Molders and Molding Machine Setters, Operators and Tenders**  
Top job in metalcasting, by percentage of total workers




**112 Million**  
Tons of metal castings produced worldwide in 2018

**10 Feet**



Farthest distance, on average, that you'll ever be from a casting



**5,000 Years**  
Age of the oldest known casting